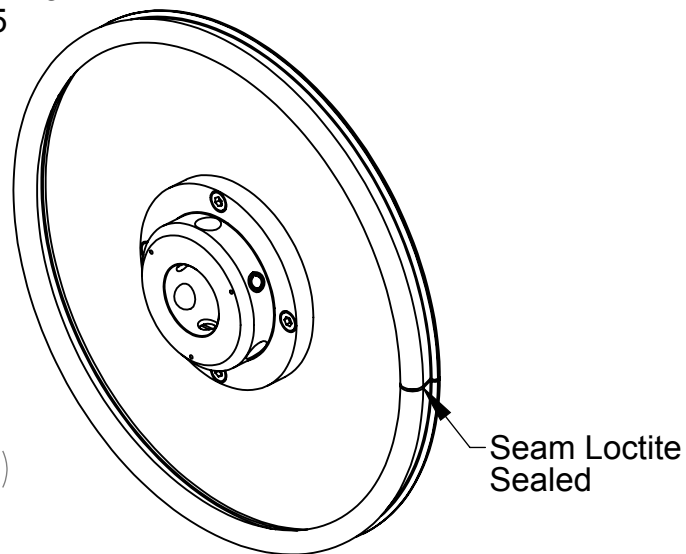
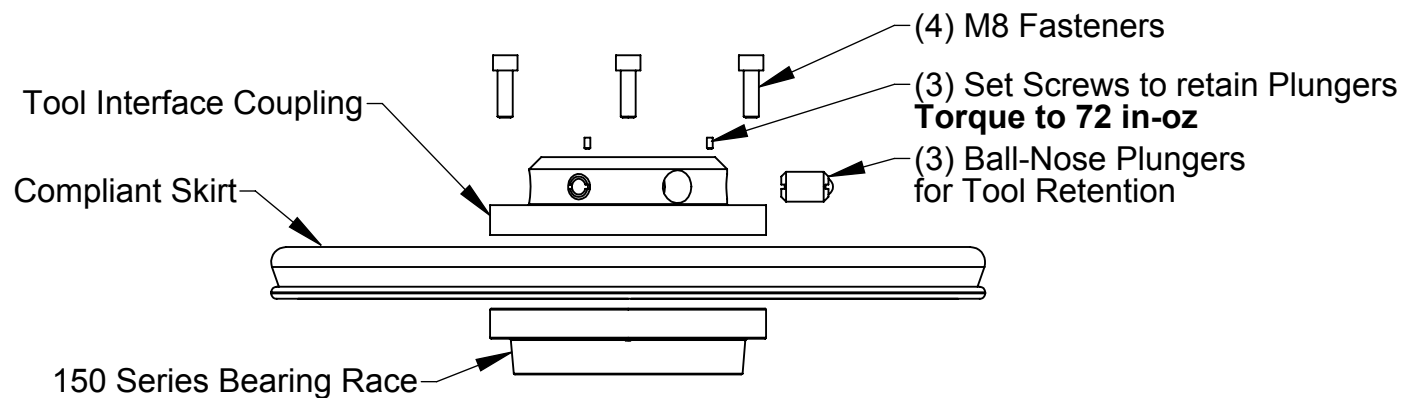
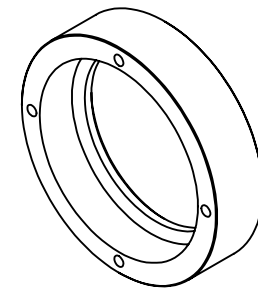


Rev.	Description	Initiator	Date
01	Initial Design	MJG	3/13/2008
02	Ball Plungers retained by Set Screws.	MJG	4/30/2008
03	Added Set Screw torque, 72 in-oz.	MJG	5/14/2008

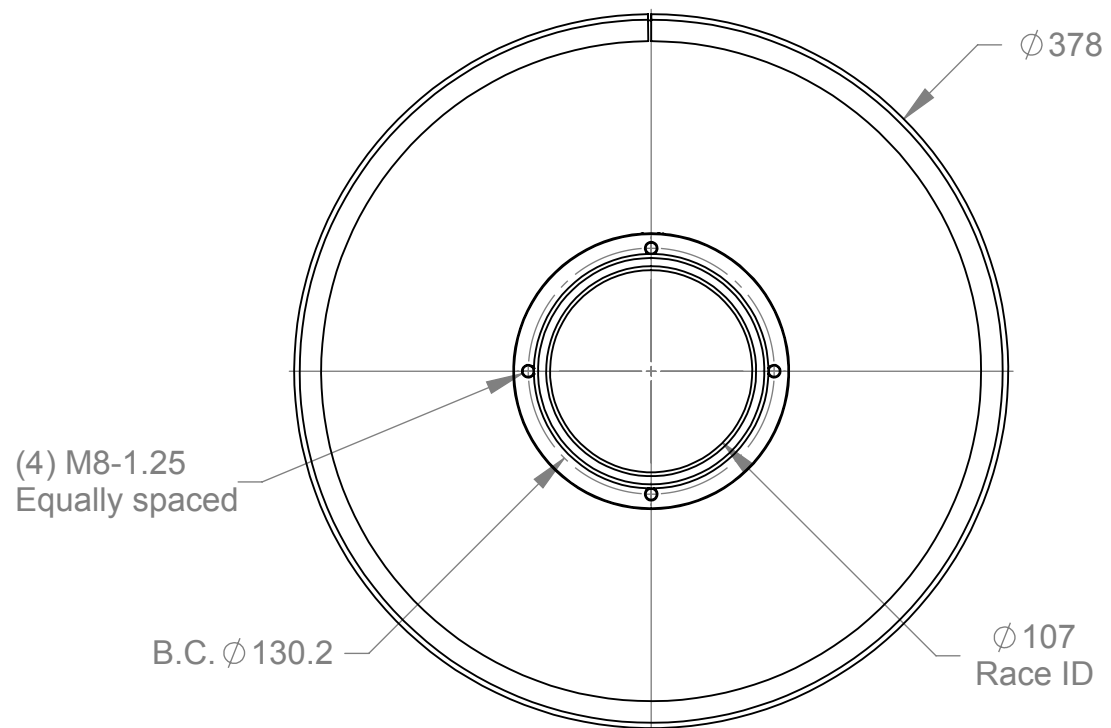
Tool Cover Assy. (A)
 Isometric View
 Scale 1:5



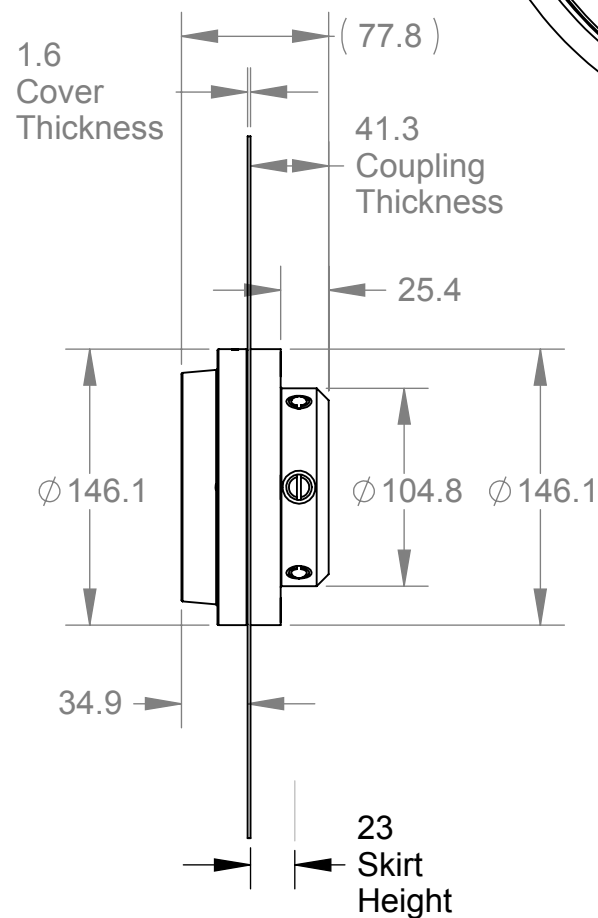
Al. Bearing Race (B)
 Isometric View
 Scale 1:4



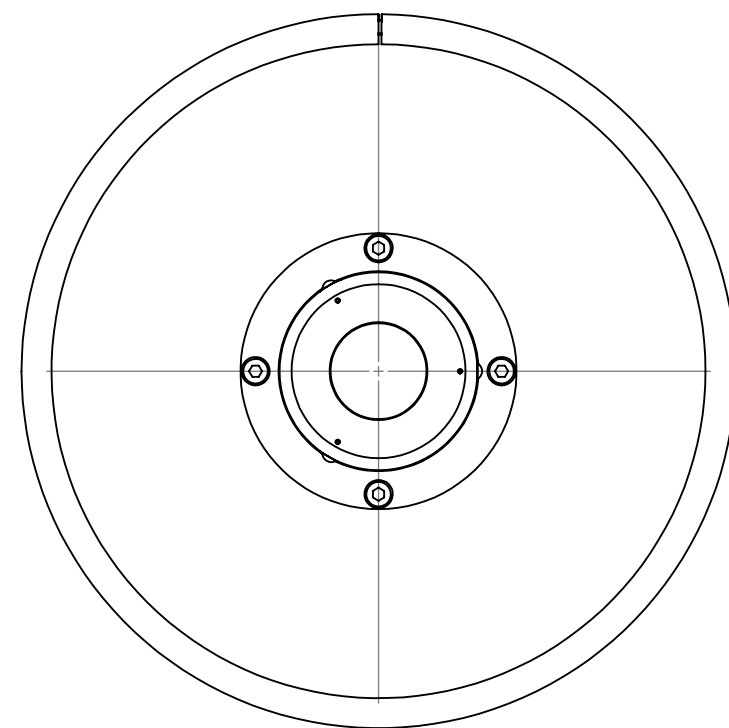
Tool Cover Assembly Exploded View



Tool Cover Tool Face



Side View
 (Skirt not shown for clarity)



Tool Cover Master Face

Part Numbers:
 (A) 150 Series Dust Cover Assy.: 9120-DC-150-1
 (B) 200 Series Aluminum Bearing Race (for temporary storage): 9120-DC-3266

- Notes:
- Materials of Construction:
 - A. Master Interface Race, Aluminum
 - B. Cover, Thin Gauge Stainless
 - C. Tool Interface Coupling, Delrin
 - D. Skirt, EPDM Rubber w/ Retention Clips
 - E. Ball-Nose Plungers, Stainless Steel Case and Nylon Ball Tip.
 - F. Set Screws, M3-0.5 x 6 mm, Flatpoint, Steel.
 - Flexibility to interchange cover sizes and replace worn parts.

NOTES: UNLESS OTHERWISE SPECIFIED
 DO NOT SCALE DRAWING. DRAWN IN SOLIDWORKS.
 ALL DIMENSIONS ARE IN MILLIMETERS.



1031 Goodworth Drive, Apex, NC 27502, USA
 Tel: +1.919.772.0115 Email: info@ati-ia.com
 Fax: +1.919.772.8259 www.ati-ia.com
 ISO 9001 Registered Company

DRAWN BY: M. Gala, 3/13/08	TITLE QC-150 Series Stand Alone Tool Cover		
CHECKED BY: L. Hines, 3/13/08	SCALE 1:4	SIZE B	DRAWING NUMBER 9230-20-2743-03
WEIGHT LBS: 6.18	PRODUCT RELEASE # 080306-3 DATE:		SHEET 1 OF 1
ASSEMBLY REF:			

